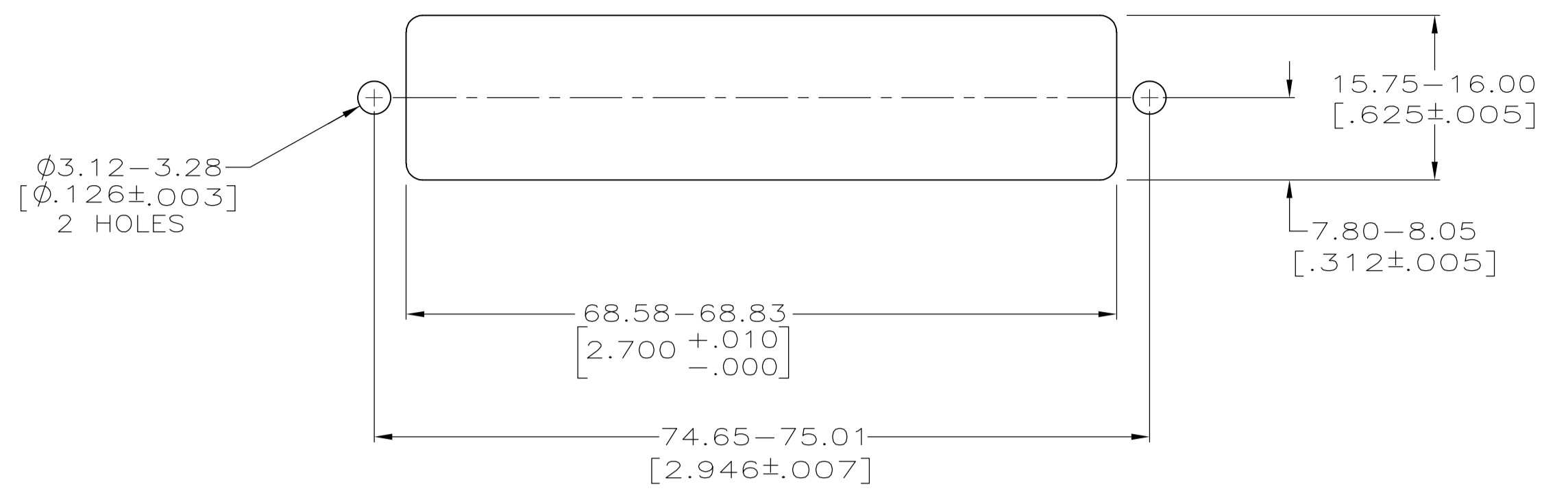
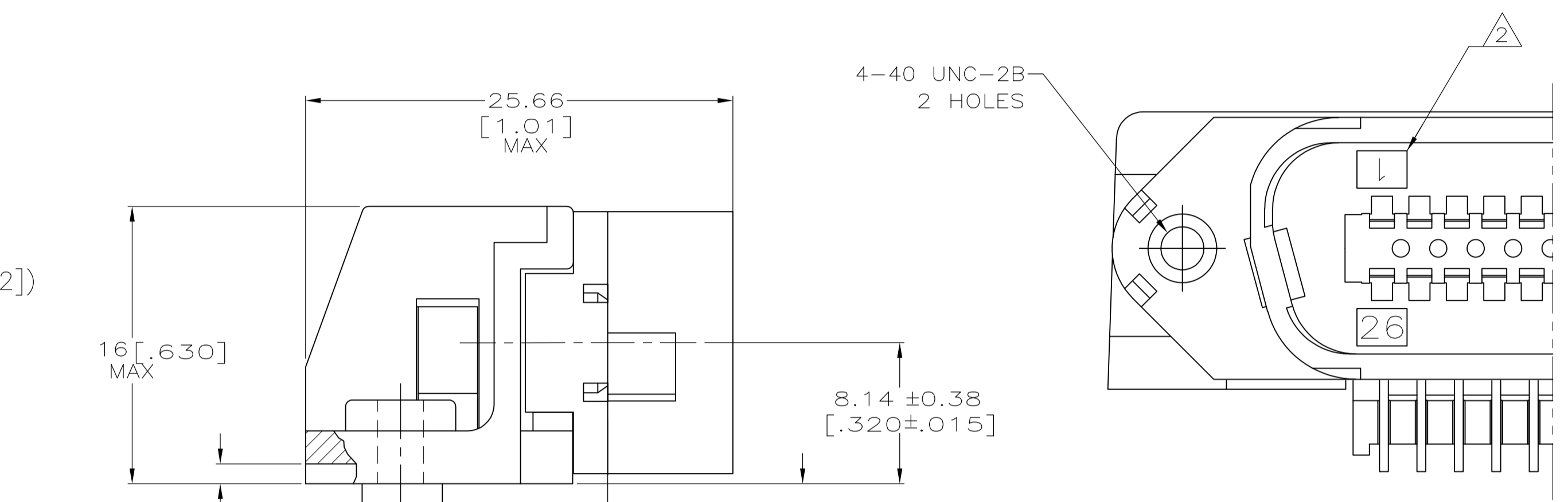
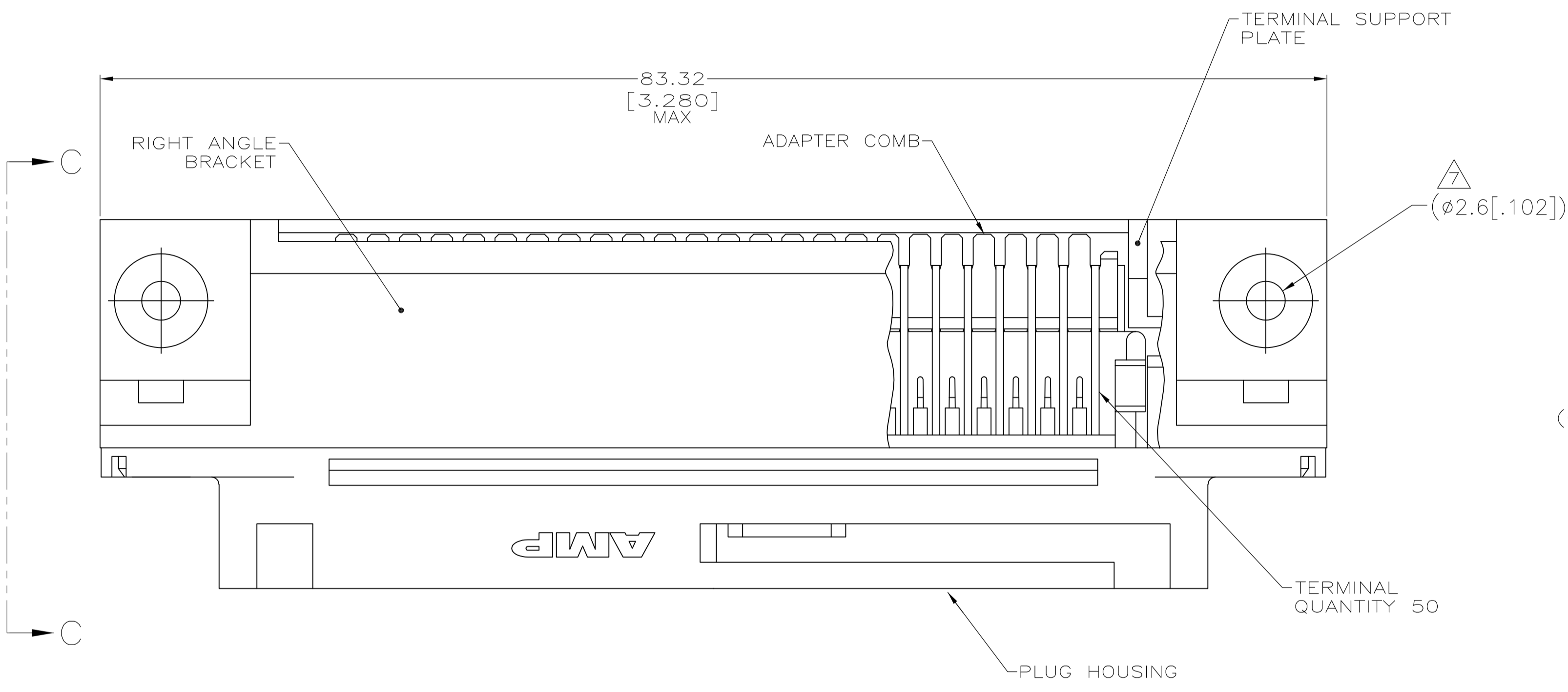


LOC		DIST		REVISIONS			
P	LTR	DATE	DMN	APVD			
B		REVISED PER ECO-08-007327	08APROB	BM	WM		



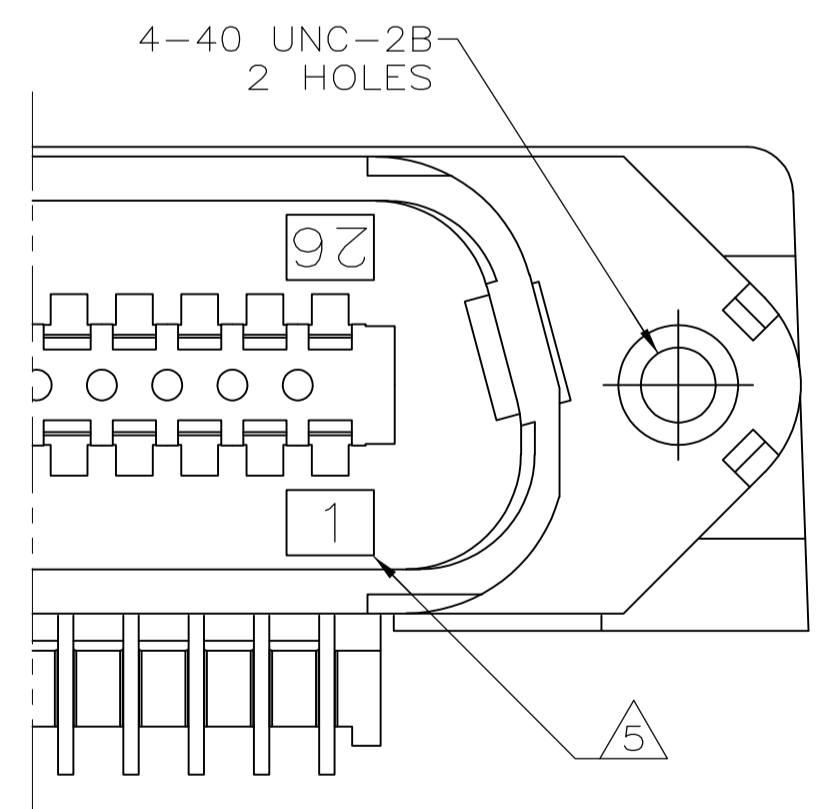
SUGGESTED REAR PANEL MOUNTING CUTOUT DIMENSIONS SCALE 2:1

- 1 MATERIAL: HOUSING, BRACKET, PLATE & COMB - THERMOPLASTIC, BLACK, 94V-0 RATED. TERMINALS - HIGH STRENGTH COPPER ALLOY PLATED WITH EITHER $0.76\mu\text{m}$ [.000030] MIN GOLD PLATE OR GOLD FLASH OVER PALLADIUM NICKEL PLATE, $0.76\mu\text{m}$ [.000030] MIN TOTAL ON MATING SURFACE. $3.05\mu\text{m}$ [.000120] MIN TIN PLATE ON TAILS. ALL OVER $1.27\mu\text{m}$ [.000050] MIN NICKEL UNDERPLATE OVER ENTIRE TERMINAL.
- 2 TERMINAL 1 IS LOCATED IN THIS ROW FOR STANDARD ORIENTATION, 5552726-1 ONLY.
- 3 TERMINAL SUPPORT PLATE CLEARANCE FOR TERMINAL STRAIN RELIEF AND FLUX REMOVAL.
- 4 MAXIMUM PANEL THICKNESS: 1.57 [.062].
- 5 TERMINAL 1 IS LOCATED IN THIS ROW FOR REVERSE ORIENTATION, 5552726-3 ONLY.
- 6 DETAILS "A" AND "B" ARE VIEWED FROM MATING SIDE OF RECEPTACLE ASSEMBLY.
- 7 FOR USE WITH A NO.4 BT TYPE SELF-TAPPING SCREW.

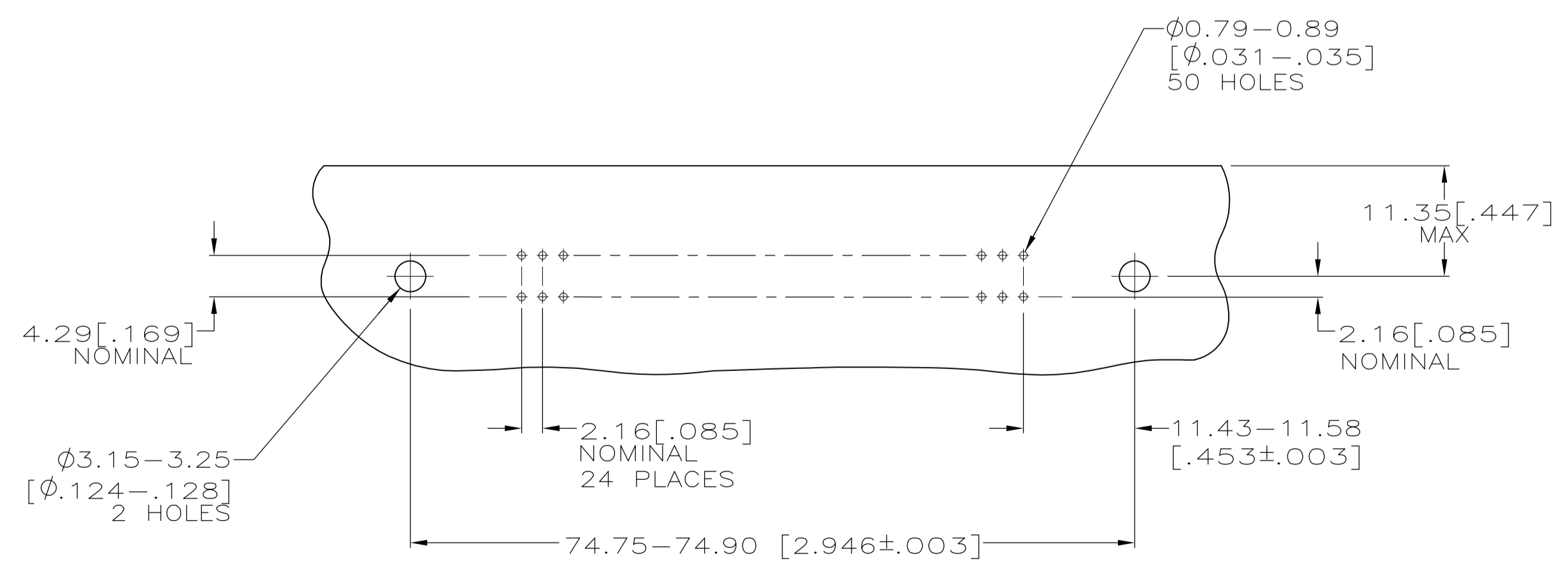


VIEW C-C ROTATED 90° CCW

DETAIL A STANDARD ORIENTATION



DETAIL B REVERSE ORIENTATION



SUGGESTED PRINTED CIRCUIT BOARD MOUNTING DIMENSIONS SCALE 2:1

TYPE OF MOUNTING	DESCRIPTION	PART NUMBER
SELF TAPPING	SEE DETAIL B	5552726-3
SELF TAPPING	SEE DETAIL A	5552726-1

THIS DRAWING IS A CONTROLLED DOCUMENT.		DIN B1 MCMASTER 10AUG05	Tyco Electronics Corporation Tyco Electronics Corporation Harrisburg, PA 17105-3608	
DIMENSIONS: mm [INCHES]		CHK W. MILLIMES 10AUG05	NAME W. WALSLEY 10AUG05	
TOLERANCES UNLESS OTHERWISE SPECIFIED:		PRODUCT SPEC		
0 PLC	± -	APPLICATION SPEC		
1 PLC	± -	SIZE CAGE CODE DRAWING NO		
2 PLC	± -	WEIGHT		
3 PLC	± 0.13 [.005]	A1 00779 C=5552726		
4 PLC	± -	CUSTOMER DRAWING		
ANGLES	± -	SCALE 4:1 SHEET 1 OF 1 REV B		